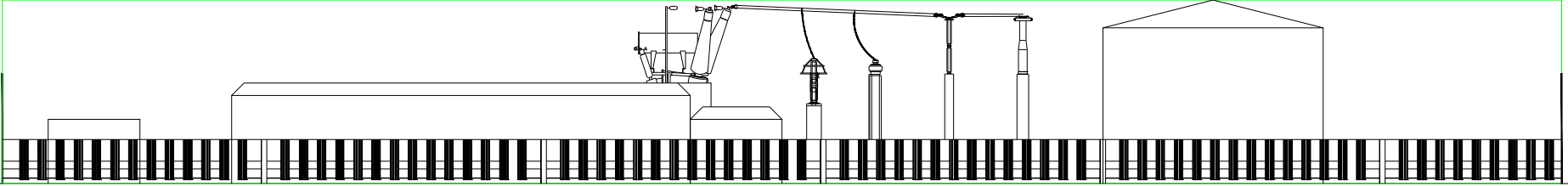


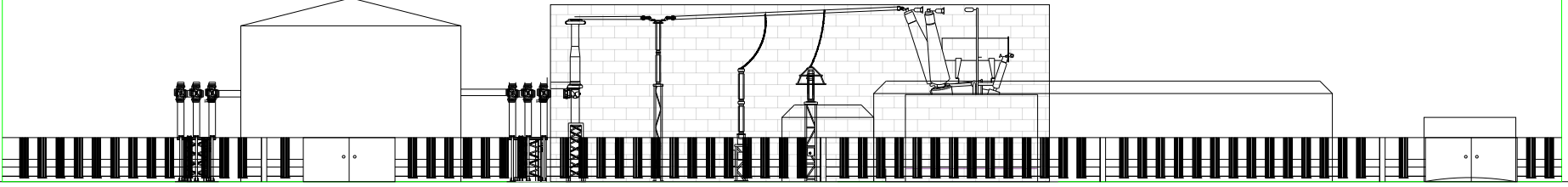
MAXIMUM  
HEIGHT =10m

EAST VIEW



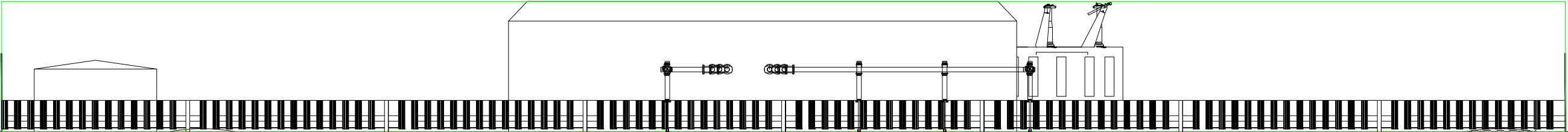
MAXIMUM  
HEIGHT =10m

WEST VIEW



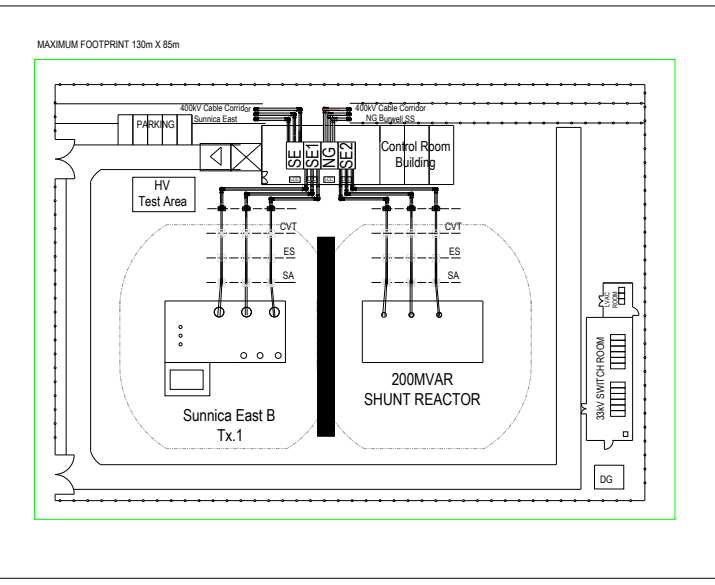
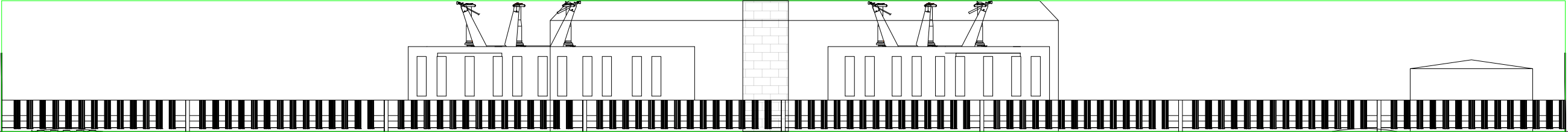
MAXIMUM  
HEIGHT =10m

NORTH VIEW



MAXIMUM  
HEIGHT =10m

SOUTH VIEW



PLAN VIEW

THIS DRAWING IS TO BE USED ONLY FOR THE PURPOSE OF ISSUE THAT IT WAS ISSUED FOR AND IS SUBJECT TO AMENDMENT

This figure is for illustrative purposes only. The final design and dimensions will be in accordance with the parameters defined in the Design Principles (Appendix B of Design and Access Statement [AS-312].)

Note:  
DocumentReference: EN010106/APP/6.3  
APP/6 Regulation: 5(2)(a)

Purpose of Issue  
FOR DCO SUBMISSION

Client  
SUNNICA LTD



Drawing Title  
FIGURE 3-30A  
SUNNICA EAST SITE B  
SUBSTATION ELEVATION -  
400KV SOLUTION (ILLUSTRATIVE)

|  |               |                   |                  |
|--|---------------|-------------------|------------------|
| Drawn<br>JG                            | Checked<br>BG | Approved<br>NC    | Date<br>13/09/22 |
| AECOM Internal Project No.<br>60589004 |               | Scale @ A3<br>NTS |                  |

AECOM  
Unit 1 Wellbrook Court,  
Girton,  
Cambridge, CB3 0NA  
United Kingdom  
Telephone (01223) 488000  
www.aecom.com

|                                       |          |
|---------------------------------------|----------|
| Drawing Number<br>60589004_ES_SD_030A | Rev<br>1 |
|---------------------------------------|----------|